



Supplemental Badger® Water Meter Instruction

Installation

Wiring

The Badger® water meter is supplied with 10 ft. (3.05 m) of cable. This can be extended using 20 gauge twisted pair wire. The Green lead is connected to the DI (digital input) of your choice, and the Black lead is connected to the ground terminal of the chosen DI.

Use a Filtration Capacitor (Chore Time Part No. 54001) if interference causes high counts.

Chore-Tronics® Control
D1 of your choice

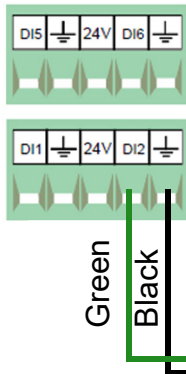


Figure 1. Water Meter Wiring

Mounting

Reduce Wear by installing Horizontally with the hood opening up. If mounted vertically, water must flow up for an accurate reading.

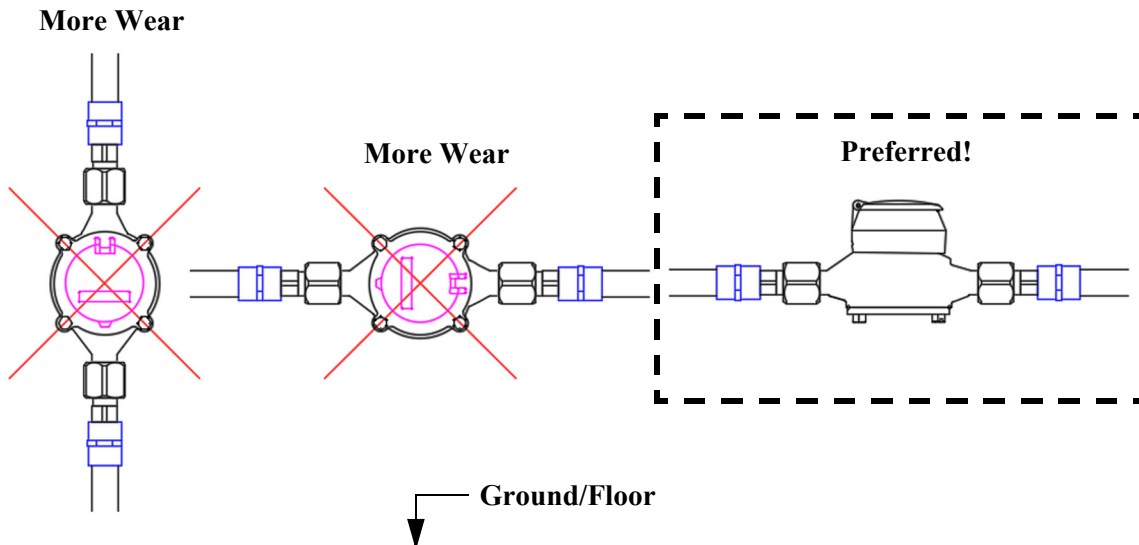


Figure 2. Water Meter Mounting

Startup Instructions on back!

Start Up

Attention! Air and debris in the supply line upstream of the meter installation must be removed before pressurizing the meter with water or damage to the meter is likely!

If the water meter is located very close to the Filter Panel- Valves #1 and #2 can be opened to remove any air and debris from the upstream piping to the inlet point of the meter. After flushing, valve #2 can be closed and the meter can be installed. Once installed, valve #2 must be opened **very slowly** to fill the downstream line and pressurize the meter without damaging it.

If the water meter is not located very close to the Filter Panel- another optional valve can be installed close to the meter. Before installing the meter, valves #1, #2 and the Optional valve can be opened to remove any air and debris from the upstream piping to the inlet point of the meter. After flushing, the Optional valve can be closed and the meter can be installed. Once the meter is installed the Optional valve must be opened **very slowly** to fill the downstream line and pressurize the meter without damaging it.

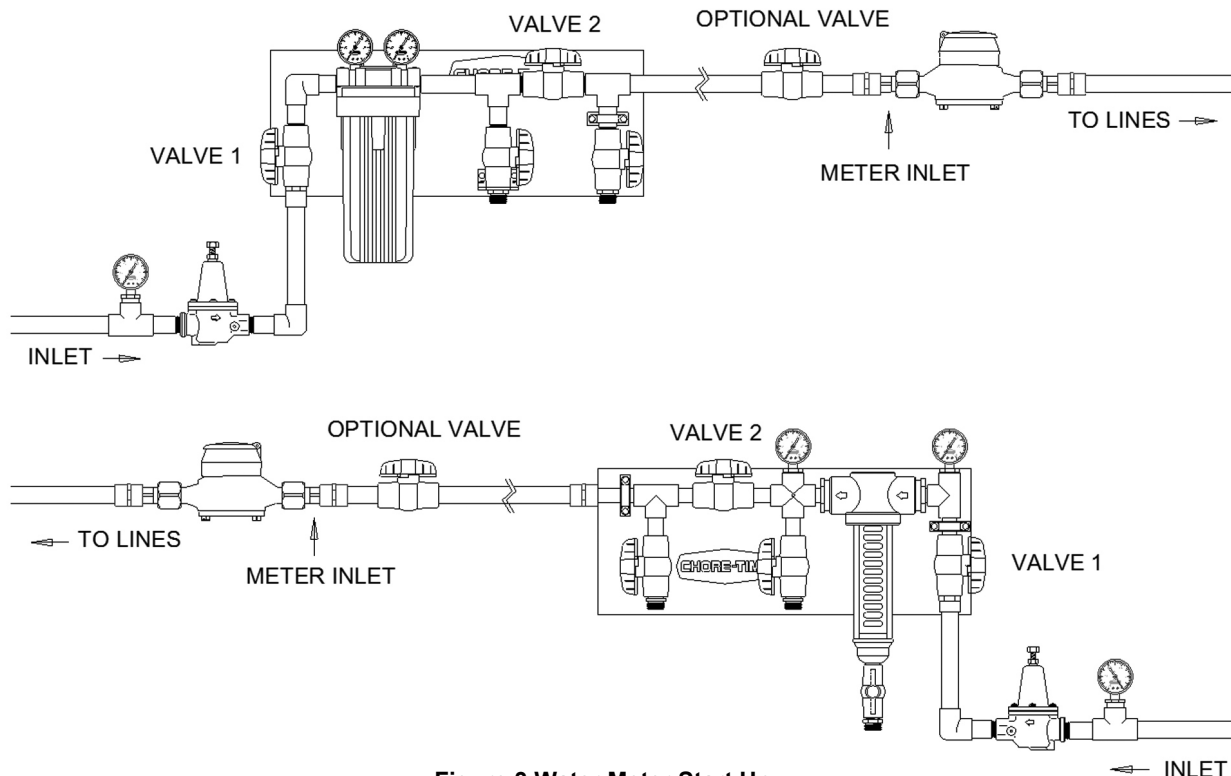


Figure 3. Water Meter Start Up

Made to work.

Built to last.®

Revisions to this Manual

Page No.	Description of Change	ECO
1	Wire Colors now Black and Green, Changed Pictorial	N/A

Contact your nearby Chore-Time distributor or representative for additional parts and information.

Chore-Time Group, A division of CTB, Inc.
 PO Box 2000
 Milford, Indiana 46542-2000 USA
 Phone (574) 658-4101 Fax (877) 730-8825
 Email: choretime@choretime.com
 Internet: www.choretime.com