

Strap Winch Wiring Supplement Manual

This Manual contains wiring diagrams to be used in addition to Chore-Time manual MV2434. Some Strap Winches produced have Motors that were produced using different wire colors. If the combination colors of the wires in the motor on your unit are Brown, White with Red Tape, and White with Black Tape, then use the following Wiring Diagrams to wire your unit.

If the colors of the wires in the Motor are Red, White, and Black; use the Wiring Diagrams in the MV2434 Manual.

Wiring (For Motors with Brown Wire)

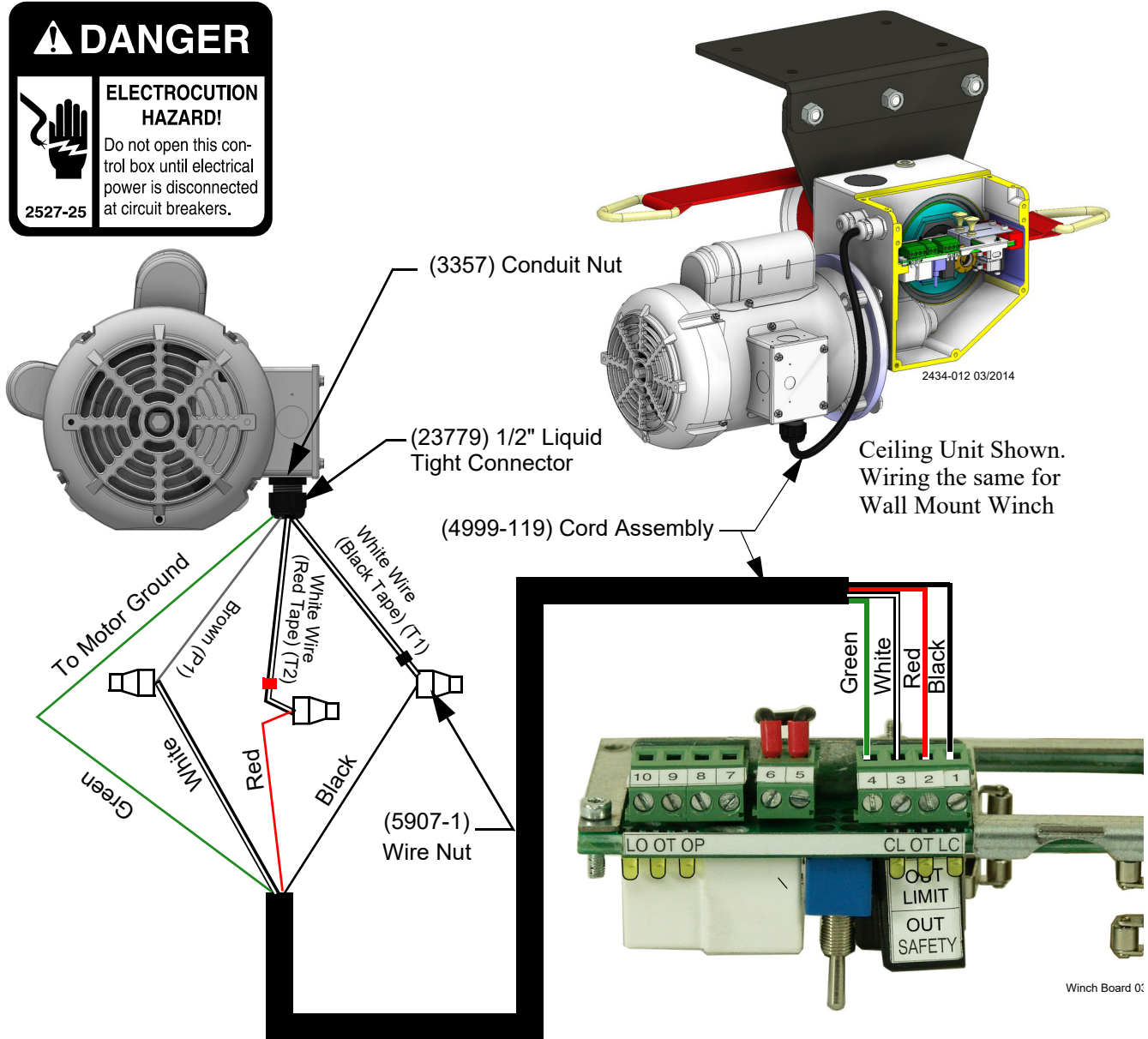
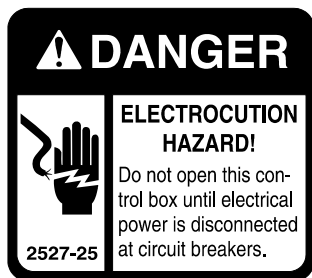



Figure 1. Motor Wiring



**MADE TO WORK.
BUILT TO LAST.®**

Revisions to this Manual

Page No.	Description of Change	ECO
	New Manual	34325
	Temporary Manual for 50 Motors while Manufacturer changes Wiring to match MV2434	

**For additional parts and information, contact your nearest Chore-Time distributor or representative.
Find your nearest distributor at: www.choretime.com/contacts**

Chore-Time Group, A division of CTB, Inc.
PO Box 2000
Milford, Indiana 46542-2000 USA
Phone (574) 658-4101 Fax (877) 730-8825
Email: choretime@choretime.com
Internet: www.choretime.com