



# GENESIS<sup>®</sup> Feeding System

## Breeder Hens Management Guideline

### Mash, Crumble, or Pellet Feed type

#### Start-Up Guidelines:

1. Determine daily feed rations needed for hens and roosters.
  - Anticipate reducing feed rations 1% to 3% when using the GENESIS<sup>®</sup> Feeding System compared to traditional chain feeding systems.
  - Verify rooster feed rations are adequate due to rooster restriction with the GENESIS Feeder.
2. Determine and adjust grill width to minimum setting for the bird breed being raised, see **Figure 1**.
3. Determine and adjust height ring to appropriate height for restriction of the supplied roosters, see **Figure 1**.



Width Adjustment 1 5/8 - 2 inches [41-50 mm]



Height Ring Adjustment 2-3 inches [50-75 mm]

Figure 1. Grill Width and Height Ring Adjustment

4. Verify feed cone level setting is at the appropriate level. **Chore-Time recommends #2 setting on all feeders to maintain a proper feed charge, see Figure 2.**





Figure 2. Feed Cone Level #2 Setting

5. Adjust feeder line height to the correct height for the incoming flock, see **Figure 3**.

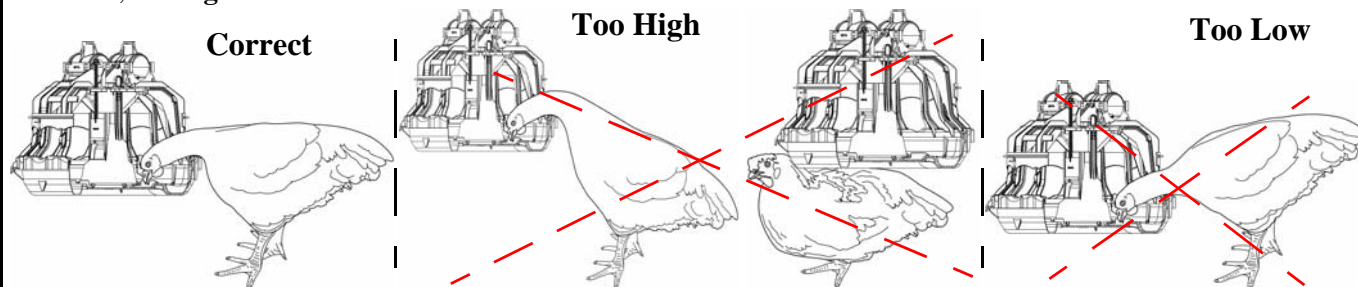


Figure 3. Feeder Height Adjustment

6. Verify all lights are operating properly to prevent dark spots or shadows around feeders.
7. Set Loop Controls to **AUTO** to activate control pan assemblies. Control pans are used to activate the feeding system.
8. Charge fill system(s) and feed loops with fresh feed just prior to bird placement. See system manual to determine estimated feed charge needed.

#### Operation Guidelines:

1. Maintain correct feeder height (check weekly), see **Figure 3**.
2. Adjust grill width openings as necessary to allow hen access and maintain rooster restriction, see **Figure 1**.
3. Compare actual weight of flock to target weight and adjust feed ration as needed.
4. Maintain adequate lighting.



**MADE TO WORK.**

**BUILT TO LAST.®**

Contact your nearby Chore-Time distributor or representative for additional parts and information.

CTB Inc.  
P.O. Box 2000 • Milford, Indiana 46542-2000 • U.S.A.  
Phone (574) 658-4101 • Fax (877) 730-8825  
E-mail: [poultry@choretime.com](mailto:poultry@choretime.com) • Internet: [www.choretimepoultry.com](http://www.choretimepoultry.com)

Printed in the U.S.A.