

A Full Line of Broiler Production Solutions



For 70 years, poultry growers have counted on Chore-Time for reliable, quality poultry production systems. That focus on providing dependability has led to technological advances and expansion through the years, resulting in the full line of poultry facility solutions that are available today.

Whether you are a grower interested in complete integrated systems that deliver top performance or an integrator considering the best options to recommend to your growers, at Chore-Time, you'll find the quality you've come to expect and the trusted integrity you deserve.



Feeding & Drinking

- Grilled and Grill-less Feeders
- FLEX-AUGER® Feed Conveyors
- Feed Storage Bins
- Drinkers and Drinker Controls



Climate Control

- CUBO® Air Mixers
- Cooling and Heating
- Fans and Shutters
- Inlets, Winches and Tunnel Doors



Management

- CHORE-TRONICS® Controls
- C-CENTRAL™ Software
- Monitoring Sensors, Alert System and Wireless Communication



Worldwide Professional Distribution Network

Carefully selected, independent Chore-Time distributors ask the right questions to provide smart solutions. They bring their knowledge and experience directly to you, and respond to your needs.



Let's grow together®

www.choretime.com

Chore-Time is a division of CTB, Inc.
A Berkshire Hathaway Company

Find your authorized independent distributor at choretime.com/distributor

Chore-Time
Milford, Indiana USA
info@choretime.com

Chore-Time Europe Sp. z o.o.
Strykowo, Poland
info@choretime.pl

Chore-Time Europe B.V.
Panningen, Netherlands
info@choretime.nl

Volito B.V.
Veenendaal, Netherlands
info@choretime.nl

CT-2613/202201

Guide to Chore-Time® Broiler Feeding Systems

The Best Choice for Your Broilers



KONAVI®
Broiler Feeder

From Chore-Time, the Company That Originated the Automated, Round Pan Poultry Feeder

Leading the Way in Broiler Feeding Systems since 1952

- Genuine Chore-Time components from bin to control pan are part of a complete, integrated poultry rearing system, designed to work together, and backed by an outstanding distributor network.
- Patented features available exclusively from Chore-Time.



Count on Chore-Time for
experience, reliability,
performance and confidence.

CHORE-TIME® Broiler Feeding Systems

When you grow with Chore-Time, you get feeding systems that deliver top feed conversion along with proven durability. In fact, because of Chore-Time's vast experience, deep commitment to innovation and reputation for reliable products, Chore-Time feeding systems are the choice of top growers in the U.S. and around the globe.

Advances in Broiler Feeding Technology

- Chore-Time has advanced broiler feeding technology repeatedly throughout the company's history. With its latest feeding system, known as KONAVI®, Chore-Time introduced a new feeder shape that helps to keep birds out of the feed while eating.
- Many of Chore-Time's most recent feeding systems incorporate its patented comfort grill for greater bird comfort and feed access, along with an option for variable flood levels for outstanding results.
- Chore-Time was the originator of the poultry feeder flood window, which it first introduced more than 20 years ago.

KONAVI® Broiler Feeder Lets Beaks In. Keeps Feet Out.

Maximum Feed Access

With its low pan height and patented scalloped edge, the Chore-Time KONAVI® Feeder invites chicks to eat from the outside of the pan from day one. It gives birds comfortable, easy access to feed throughout their growth cycle. With the KONAVI® Feeder, you can flood pans high to attract day-old chicks, and then use one of three grow-out settings for finishing birds.

Minimum Feed Waste

The KONAVI® Pan features a unique angled cone with anti-rake fins that discourages birds from stepping into the feeder and scratching feed out of the pan with their feet or beaks. It helps keep feed clean and uncontaminated – improving feed availability and feed efficiency.

Addresses Today's Health Concerns

Birds naturally tend to eat from outside of the KONAVI® Feeder. The benefit is reduced feed contamination. Young birds may climb up on the feeder, but they typically do not stay there long. Most importantly, they are inclined to face inward toward the feed so most droppings fall outside the pan.



CHORE-TIME® Broiler Feeding System Accessories

CHORE-TIME® Plastic Feeder Line Hopper For Ease of Handling and Feed Flow


- Features a capacity of 150 pounds (68 kg) and a twist-lock bottom collar for easy removal of the hopper for clean-out.
- The smooth interior surface and 60-degree hopper slope improve feed flow and eliminate corners where feed could catch.
- No need to disconnect or reconnect and adjust cables when removing the hopper.
- Durable polypropylene hopper will not rust or dent and is easy to clean.



CHORE-TRONICS® Feeder Line Run-Time Monitor Feed Distribution Diagnostic Tool

The CHORE-TRONICS® Run-Time Monitor can be connected to every feeder line in a poultry house to track daily run time per line and to build a database of information for diagnosing and solving feed distribution problems.

- Each Monitor sends a signal to the CHORE-TRONICS® Control whenever its feeder line runs.
- Producers can use their CHORE-TRONICS® Control together with up to 12 Run-Time Monitors per Control to verify feeder line operation, to compare one feeder line's run time to another, and to review up to 14 days of run-time history.
- When used with C-CENTRAL™ Software, users can remotely monitor when birds are eating.




CHORE-TIME® Control Pans Choice of Electronic or Mechanical



Robust, capacitance-based mechanical or electronic sensors are available for various CHORE-TIME® Feeders and are designed to prevent excessive cycling of the feed line as well as to stop the feed line from running empty.


CHORE-TIME® Control Pan Light Attracts Birds to the Control Pans



Use Chore-Time's Control Pan Light to encourage a higher rate of feed consumption at the control pan. Available for various CHORE-TIME® Feeders. Easy to retrofit to a variety of feeding systems.

MODEL C2® PLUS and MODEL G™ Plus Feeders The Well-Known CHORE-TIME® Originals

Chore-Time's famous feeders start birds well and save feed as birds grow for top feed conversion. Choose from standard, shallow or extended-fin pan depths. Optional feed windows fill pans high with feed to attract young birds. An optional two-piece top is also available.



14-spoke MODEL C2® PLUS Feeder (at left) and 8-spoke MODEL G™ Plus Feeder (right)

E-Z START® Chick Feeder Starts Chicks Well and Simplifies New Flock Chores

- High level of feed in tray encourages perimeter eating, minimizes feed contamination and aids in chick transition to round pans.
- Easy to operate, manage, clean and store. No tools required to adjust telescoping tubes.
- Made of durable, polypropylene plastic with ultraviolet protection for long life.



Brood Cone telescopes from 9 to 12 inches (23 to 30 cm) in height (from bottom of cone to center of feeder tube). Use standard height slots (shown right) or trim away area at top of slot for a higher feed level.



Standard Feed Level



Higher Feed Level



Outlet Drop Tube swings and locks beside feeder line out of the way of eating birds (above).

Telescoping Extension Tube comes in lengths of 3.3, 4.8 and 6 inches (84, 122 and 152 mm) for various feeder line heights (above left).

MODEL H2™ and MODEL H2™ Plus Feeders Simple, Yet Versatile

The Grill-less MODEL H2™ and MODEL H2™ Plus Broiler Feeding Systems fill feeder pans high to attract day-old chicks, then adjust to a low feed level to conserve feed while finishing birds.

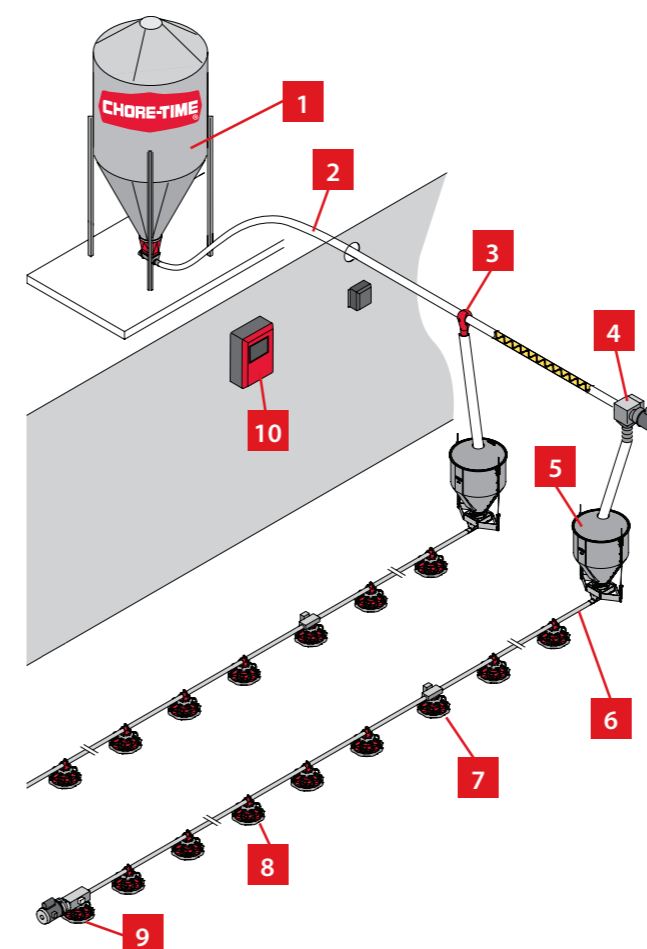
MODEL H2™ Feeders (shown far right) offer feed chutes for growers who want to fill the pan high.



MODEL H2™ Plus Feeders (shown at left) have a winchable feed dome.



Chore-Time's System Approach Sometimes Copied ... Never Duplicated!




- 1 Good feed conversion starts with Chore-Time's **all-galvanized feed bin** with see-through boot assembly. Feed inventory systems, bin scales and feed scales are also available.
- 2 Chore-Time's **FLEX-AUGER® Fill System** and feeder line augers efficiently pull feed through enclosed tubes. An optional auger timer prevents the system from running empty for long periods.
- 3 **Outlet drops** are placed wherever needed on the fill system to bring feed to feeder line hoppers.
- 4 The fill system **power unit** rotates the auger and fills the feeder line hoppers. It includes a motor specifically designed for this application along with Chore-Time's proven **gearhead**.
- 5 Chore-Time's durable polypropylene **feeder line hoppers** hold 150 pounds (68 kg) of feed to service feeder lines as the birds eat. Each hopper features a smooth interior surface with no corners.
- 6 Chore-Time's **roll-formed feeder line tubes** are fully galvanized inside and out with a sturdy reinforcing seam where others use welds. Notches in the seam hold pans securely in position over feed outlets in the tube.
- 7 **Intermediate control pans** are used for partial house brooding and signal the control pans to cycle the feeder line on or off to fill feeders up to the intermediate pan.
- 8 Choose any of Chore-Time's outstanding **broiler feeding systems** for top feed conversion and innovative features such as Chore-Time's scalloped comfort grill.
- 9 Chore-Time **Control Pans** and application-specific **power units** cycle the feeder line on when the feed level in the pans gets low. Motors are sealed against dust and designed to meet the duty cycle of broiler feeding systems.
- 10 Chore-Time **CHORE-TRONICS® Whole-House Controls** feature easy expandability and built-in peripherals.


Genuine CHORE-TIME® Feeders are part of a complete, integrated poultry rearing system. From the bins to the controls, every component is designed to work together and is backed by an outstanding distributor network. Many patented features are available exclusively from Chore-Time.

Chore-Time REVOLUTION® Feeder Family


14-Inch (356 mm)-Diameter Rotary Gate and Floor Flood Models for More Feeding Space per Pan – Your Choice of 8- or 12-Spoke Grills



Chore-Time's REVOLUTION® Feeder Pan Assembly is 1/2 inch (12.7 mm) lower at the eating area. It controls waste like a deep pan, yet offers easy access like a shallow pan.



Conventional feeder pans (left) were deep with a narrow feed surface area. Chore-Time's REVOLUTION® Feeder Pan (right) has a broad feed surface area that is easier for young birds to reach. The eating area is also thicker.



The feeder's scalloped perimeter matches the shape of today's birds. It is rounded and smooth for comfort.

The grill's edge overhangs the pan to help keep feed from being raked out of the feeder.



The T-shaped spokes and high-clearance grill of Chore-Time's REVOLUTION® Feeding System make the feeders easier for birds to exit.

LIBERTY® Open-Grill Broiler Feeder

Maximizes Feed Visibility and Access While Minimizing Feed Waste



An Open Approach to Feeding Broilers

Chore-Time's LIBERTY® Feeder's open grill provides easy access to the feed for broilers of all ages and weights. The feeder also offers variable flooding as birds grow to save feed.

- In the flood position, birds can easily see the flowing feed. The scalloped grill edge is just 2.5 inches (64 mm) at its lowest point.
- No windows to restrict the feed flow means that feed is more visible and heaped high for young birds.
- The patented comfort grill has high clearance and includes just four grill struts for a broad eating opening.
- The open grill also lets more light into the pan for better feed presentation.

REVOLUTION® Rotary Gate Feeders

Consistent Feeding Levels That Don't Depend on a Level Floor



Variable Flooding on the Floor or in the Air

- The REVOLUTION® Feeder lets you progressively adjust the feed level as birds grow. Unlike conventional feeder pans, the Rotary Gate does not depend on level floors or gravity to operate.
- With the REVOLUTION® Feeder, you can even adjust brood feed levels automatically using a ramping program for up to 10 different feed levels. Set flood windows using the feeder's ACCUTROL™ or ACCU-CLICK™ Actuator System. Set final feed level using the easy-to-read grill-top settings.

REVOLUTION® Floor Flood Feeders

The Only Floor Flood Feeder with Chore-Time's Comfort Grill



Flood Feeding for Fast Starts and Easy Brooding



- Thanks to the low areas in the REVOLUTION® Floor Flood Feeder's grill, even the smallest chicks have easy access to feed. Birds quickly learn that they can reach the feed without crawling inside the pan.

Controlled Feeding for Profitable Grow-Outs

- Raise the feeders to close the flood windows as the birds grow. Choose one of six grow-out feeding levels to optimize days to maturity or final market weights.
- Only Chore-Time lets you manually lock the windows into flood position, giving you the option to provide full flood with the feeders off the ground.

Designed to Save Feed for Top Conversion

1. The grill extends into the feeder's pan, forming a feed-retaining lip.
2. The rounded pan bottom shape moves the feed further out in the pan and encourages birds to shift to perimeter eating faster.
3. Chore-Time's LIBERTY® Feeder's feed fins serve as anti-rake devices when lowered into the feed and help to control the feed level.



ALL-OUT™ Flooding from Any Height

- The feed cone can be manually locked into the full flood position, or users who prefer a variable flood level may use winching for a more gradual change.
- The LIBERTY® Feeder offers variable flooding throughout the flock. Using a winch, adjust the flood level in up to 200 feet (61 m) of feeder line at a time – 100 feet (30.5 m) in each direction.