




Chore-Time VERSA® Colony Systems Specifications for 3-High to 12-High Systems

Housing Style		Compartment Size (W x D)	Floor Area	Birds per Comp.	Bird Space	Nipples per Comp.	Birds per Nipple	Feeder Space per Comp.	Feeder Space per Bird
A	Conventional Housing	24.0 x 26.35 in 60.9 x 66.9 cm	632.4 in ² 4,074 cm ²	9	70.2 in ² 452.9 cm ²	1	9	24 in 60.9 cm	2.6 in 6.7 cm
B	Unfurnished Colony Housing	48.0 x 52.7 in 121.9 x 133.8 cm	2,529 in ² 16,310 cm ²	36	70.2 in ² 452.9 cm ²	4	9	96 in 243.8 cm	2.6 in 6.7 cm
C	Fully Enriched Colony Housing*	144.0 x 51.0 in 365.7 x 129.5 cm	7,344 in ² 47,381 cm ²	61	120.3 in ² 776.1 cm ²	8	7.6	288 in 731.5 cm	4.72 in 11.9 cm

*This VERSA® Fully Enriched Colony System has the American Humane Association Seal of Approval.


Graphical Representation of Various VERSA® Colony System Configurations

A



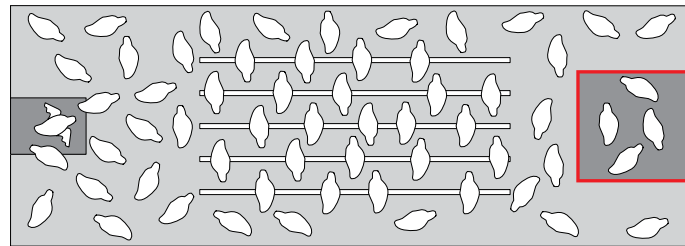
Conventional Housing

B



Unfurnished Colony Housing

C



Fully Enriched Colony Housing