

Total Environmental Control for Poultry

CHORE-TIME[®]

Let's grow together[®]

- Fans, Cooling & Heating
- Controls, Inlets & Winches
- Ideal for Retrofit or New Construction



Count on Chore-Time for
experience, reliability,
performance and confidence.



TURBO-COOL™ Evaporative Cooling



TURBO-COOL™ Water Distribution



CHORE-TIME QUADRATHERM® Heater



TURBO® Fans with HYFLO® Shutters



54-Inch (137-cm) Galvanized Fans

Fans, Cooling and Heating

TURBO-COOL™ Evaporative Cooling System

- Two-inch (51-mm) water distribution pipe with large 5/32-inch (4.0-mm) holes – for longer systems with better water distribution from end to end and hole to hole – systems available up to 110 feet/33.5 meters (up to 75 feet/22.8 meters all from one end).
- One-piece continuous trough – no seams or joints where leakage could develop.
- Open top for easy monitoring and maintenance.

Chore-Time Brooders & Heaters

- Chore-Time's QUADRATHERM® Heater uses fuel efficiently and delivers a robust 80,000 BTUs of heat in a broad, house-shaped heat pattern.
- Fuel-efficient brooders with output ranging from 23,000 to 42,000 BTUs include patented features and sturdy construction.
- A 250,000 BTU space heater is also available.

High-Performance Tunnel Fans with HYFLO® Shutters

- Chore-Time's 57-inch (145-cm) ENDURA® Composite Fans feature an industry-leading combination of outstanding performance and strategic material selection with CFMs to 30,400 and CFMs/watt to 23.3 at 0.10 static pressure.
- Durable fiberglass fans are available in 48- and 52-inch (122- and 132-cm) diameters with CFMs to 27,700 and CFMs/watt to 20.8 at 0.10 static pressure.
- Galvanized fans are available in 48-, 52- and 54-inch (122-, 132-, 137-cm) diameters in high-capacity and energy-efficient models with CFMs to 28,900 and CFMs/watt to 22.0 at 0.10 static pressure.
- Improve fans' performance by minimizing obstructions during fan operation with Chore-Time's HYFLO® Shutters.
- Using Chore-Time's Variable Frequency Drive to run tunnel fans at reduced capacity can save significant energy compared to running small minimum-ventilation fans continuously.



Chore-Time's Energy-Efficient, Corrosion-Resistant 57-Inch (145-cm) ENDURA® Fans



Let's grow together®

Controls, Inlets and Winches



CHORE-TRONICS® 3 Controls

Controls, Software and Accessories

- CHORE-TRONICS® Controls are industry favorites thanks to their expandability, built-in peripherals and other convenience features. Use with Chore-Time's C-CENTRAL Professional software.
- Dual language (choice of English or Spanish on a single chip) now available.
- Available diagnostic tools include: air speed meters, bird scales, feed scales and feeder line run-time monitors.
- Chore-Time's ELT Interface converts control information into a web-friendly format.



Tunnel Doors

Tunnel Doors


- Sturdy, laminated, composite door panel of 1.5-inch (38-mm) thick extruded foam insulation, sandwiched between thick pebbled fiberglass-reinforced plastic.
- Cyclonic air movement generates desirable airflow at bird level throughout the house, eliminating dead zones at side and endwalls.
- Available in four- and five-foot (1.22- and 1.52-m) heights to match typical tunnel house openings for retrofit or new construction. Choose continuous run or pre-assembled doors for steel truss buildings or knee-brace construction.



Attic Inlets

Inlets and Winches

- Chore-Time's attic inlets supplement house sidewall inlets to provide an automatic supply of tempered air during the early stages of minimum ventilation. A remote closure kit is also available.





LINEAR-LIFT™ Winch Cable-Pulley Model with Bronze Nut



Galvanized Inlets


- Durable, galvanized steel inlets use side shields to direct air.
- Curved (directional) plastic inlets direct fresh air upward and speed it to the center of the house.
- LINEAR-LIFT™ Winches are available in cable-pulley, cable straight-out and heavy-duty chain-sprocket models.

Easy-to-Replace, Two-Piece Plastic Nut Also Available



LINEAR-LIFT™ Chain-Sprocket (left) and Cable Straight-Out Models

Traveling Metal Block Holds Nut Securely



Design and Backing



Well-Trained Distributors



Design Service

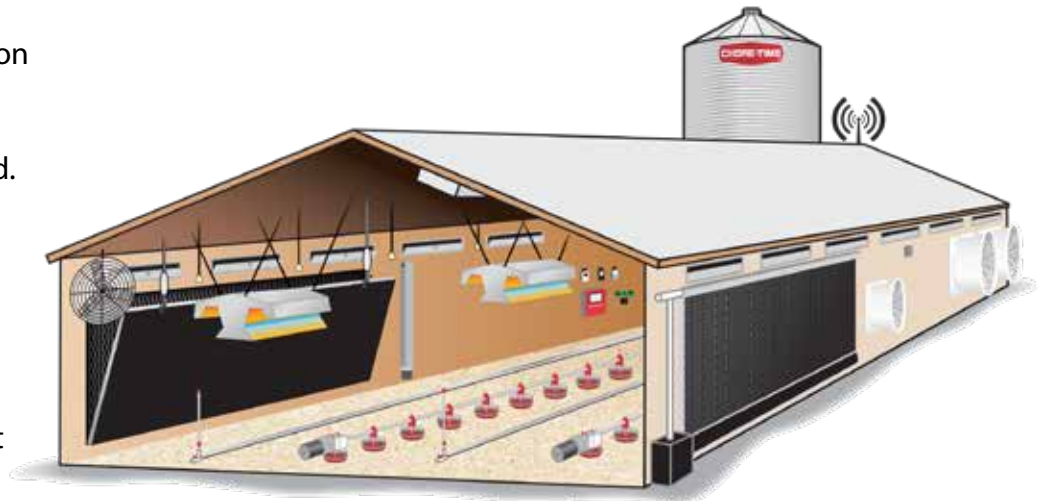


Regionally Located Service Team



Tested in Our Own Wind Tunnel

Chore-Time's years of service to the poultry industry demonstrate our dedication to developing leading products to help poultry growers around the world. We are committed to designing, testing, and proving our equipment in the field before we offer it to you through our experienced and well-trained independent authorized distributors. Chore-Time's ventilation systems are: Made to Work. Built to Last.®



Let's grow together®

www.choretime.com

Chore-Time is a division of CTB, Inc.
A Berkshire Hathaway Company

Find your authorized independent distributor at choretime.com/distributor

Chore-Time
Milford, Indiana USA
info@choretime.com

Chore-Time Europe Sp. z o.o.
Strykowo, Poland
info@choretime.pl

Chore-Time Europe B.V.
Panningen, Netherlands
info@choretime.nl

Volito B.V.
Veenendaal, Netherlands
ctgcs@choretime.com